

Saintbridge Allotment Structure Form

Guidelines

This structure form is not required for cloches or ploy-tunnels that are below 4 feet / 120cm in height and fruit cages as they do not cast shade.

Structures that cast shade are permitted with prior written approval from the City Council on condition that: -

- No one structure is more than 6ft x 8ft x 8ft high (or 1.8 x 2.4m x 2.4m high)
- Only one shed and one plastic greenhouse/polytunnel per plot.
- The structure and its base must be sound and safe but must not be of a permanent nature
- The structure should create minimal impact on neighbouring plots.
- Any shed or greenhouse must be fitted with a rainwater collection system feeding a water butt on the plot.
- Glass is not suitable for greenhouses as it can be easily vandalised, use polycarbonate instead of glass.
- Sheds are vulnerable to vandalism and metal sheds can be damaged beyond repair. Sheds should be made of wood which can be repaired. We strongly advise plot holders not to keep petrol, knives, and valuable items in sheds.
- Allotment holders will be asked to make good or remove any non-compliant structures.

How to apply

1. Fill in the structures form and email it to sagasecretary@saintbridge.org.uk or contact a member of the committee.
2. If necessary, SAGA will visit the plot with the plot holder to check the proposed structure is suitably located and has minimal impact on neighbouring plots. SAGA will then forward the structure form (amended if necessary) to the City Council.
3. The City Council will issue written approval. Please await a reply from the City Council prior to carrying out any works that go toward erecting the structure.

If you wish to erect a structure, please complete the following:

I wish to apply for permission to erect the following structure on the plot as below and agree to maintain it in good repair. On the termination of my tenancy, I will remove the structure or transfer the ownership and responsibility to the next tenant, with their agreement at no cost.


Plot No:		Site: Saintbridge	
Name			
Address			
Postcode			
Email:	Contact No		

Description of structure:

Please describe the structure	Greenhouse <input type="checkbox"/>	Shed <input type="checkbox"/>	Poly Tunnel <input type="checkbox"/>	Other <input type="checkbox"/>
What materials is it made from? Sheds must be made of wood, glass in greenhouses is not permitted.				
Walls:				
Roof:				
Floor:				


Please see the sketches below and indicate dimensions of the base, end and side elevation of the proposed structure. This does not apply to poly-tunnels or cloches that are below 4 feet / 120cms in height.

Appearance and size of structure:




Base

**No bigger than 8ft / 240cms
X 6ft / 180cms**



End elevation

**No higher than
8ft / 240cms**




Side elevation

**No higher than
8 ft / 240cms**

Also indicate (in the box signifying the plot below) where you wish to position the structure on your numbered plot. Please indicate position of the track/neighbouring plots and the front or back of plot etc.

Position on site:



Please await a reply from Gloucester City Council prior to carrying out any works that go toward erecting any structure.

Signature of Applicant	Date:

Business Support Team, Gloucester City Council, PO Box 3252, Gloucester
GL1 9FW 01452 396396 or Email : allotments@gloucester.gov.uk